



HIGHLIGHTS

February 2014 Volume 57, Issue 2

www. fresnocameraclub.org

Fresno Camera Club
Founded 1891



Abandoned Virginia Barn #1 by Pat Rhames

Inside this Issue

Calendar of Events..... 2	Welcome to City Hall by Art8	Gold Rush Meeting Info 16
From the Presidents Desk..... 3	Yosemite Chapel by Dee.....9	So. CA Roundup Chapter PSA..... 17
Print Competition Results 4	Arches #15 by Jonathan9	PSA Conference Hotel Info..... 18
Meeting Recap 5	2014 Board of Directors 10	Officers 19
New Members..... 5	Events and Workshops..... 11	Website Contributions..... 19
San Joaquin Valley International 5	SJVCCC Business Meeting..... 12-13	Membership Form..... 20
About the Judges..... 6	SJVCCC Scoring Guidelines 14-15	
About the Image of the Month 7	Horsetail Falls Field Trip 16	

Program Night—February 11th

To be announced! Check the website for details

Fresno Camera Club February Meeting

The February Meeting of the Fresno Camera Club will be on February 18th at 7 p.m. at the University California Center. It will be a digital Competition, entries are due February 11th.

Upcoming Events

February—Field Trip to Yosemite
Now through the first week in February—Elephant Seals in San Simeon
February 1st—Galt Bird Festival (see page 13)
February 16th—Possible Yosemite Field trip
March 30th—Gold Rush Meeting

Photo Opportunities This Month



Yosemite National Park
Merced Wildlife Preserve

Don't forget to pay
your membership
for 2014 See Page 16



Don't forget, dinner at the Spaghetti Factory, 1610 E. Shaw Avenue in Fresno before the monthly FCC meeting at 5 p.m. We will be done in time for the meeting.

February 2014

Sun	Mon	Tue	Wed	Thu	Fri	Sat
						1 Galt Bird Festival
2 SJVCCC Digitals Due	3	4	5	6	7	8
9 SJVCCC Meeting 10 am	10	11 Program Night 7 pm Digitals Due	12	13	14 	15
16 Possible Yosemite Field Trip	17 	18 FCC Meeting 7 pm	19	20	21	22
23	24	25	26	27	28	

From the President's Desk

Greetings fellow "photogs";

Well, our first meeting of the year went fairly smoothly, with only one significant faux pas (more about that later).

We did start something new, carrying on a theme begun by **Loye**. After discussing it at the last board meeting, we introduced an enhanced educational aspect to the monthly meeting. The concept is designed to make our meetings more educationally meaningful by learning from the successes of the top image makers of the night.

Here is how it works, at least in its maiden appearance. I am sure that the process will be refined as we get more experience at it. In that regard, all of the membership is charged with the responsibility of making the process more effective as an educational exercise as we practice it in future meetings.

The judging of images will still occur as it customarily does, with the top image being identified and recognized. However, in addition to the top image, our judge will identify the next 3 best images and discuss the reasons for his/her opinion. This is still a very important part of the meeting.

In addition, however, the makers of the top 4 images will be asked to discuss the image he/she made and provide the rest of us with information about the image in the following categories:

- How did you find your subject and what about it inspired you to photograph it;
- What considerations did you need to make before shooting the subject and what challenges needed to be overcome;
- What techniques did you use in capturing the image and what were your camera settings and equipment used, and;
- What programs and/or techniques did you use in post processing the image?

This whole process will hopefully bring additional educational discussion to the content of our meetings. In order for it to work, however, each of us must come prepared with the information needed to answer the questions, above.

There may be some of us who will not feel as comfortable as others in discussing their images in this fashion. What I promise to do is help those persons, if needed, by guiding them through the process in a supportive, non-stressful manner.

Please let board members know what you think about this idea and how you would like to see it evolve.

Now for the faux pas;

At the end of our last meeting, Jim Wulf and I engaged in a bit of standup comedy, and neither of us knew it. It was a comedy of error.

Jim fed me the leading line with a question: Are we doing prints again, next month? I took the bait and heard everything except the "Are" at the beginning of the sentence and proudly repeated for all that we were doing prints again next month. (Hell!, I thought he must know what he was talking about and that the norm was for us to repeat prints the first two months of the year for some reason not obvious to me as I stood there - trustingly.)



Continued on Page 5

**Fresno Camera Club
January 21, 2014**

Shirley Ward judged a total of 52 prints, including 12 monochrome and 40 color prints. Print of the night was by Pat Rhames, entitled "Abandoned Virginia Barn #1".

Monochrome:

Tom Fowler

Fern Spring Ripples 8
Yosemite Meadow 8
El Capitan Spring 2013 8

Art Serabian

Granite Warrior 9

Carol LaGue

Filtered Light 8

Jim Oliphant

Lines, Shapes and Shadows 9

Gary O'Neill

Mission Door 8

Ronald Webb

For Big Mistakes 9

Phyllis Walker

St Catherine's Church,
Hornitos 8

Elizabeth Bedard

Gray Winter Day 9
Winter Wonderland 9

Color:

Art Serabian

Clearing Storm SR-158 9
Welcome to City Hall 10

Pat Rhames

Memphis Belle Takeoff 8
Search Bay Sunrise 8
Abandoned Virginia Barn #1 10*

Carol LaGue

Bronco 9
Perfect Ride 9

Shelley Stone

Reflected Brain Waves 9
The Mask 9

Loye Stone

Yosemite Falls 2 8
Montreal Cathedral 9
Chipmunk Itch 9

Dee Humphrey

Chapel in the Snow 10
Day Dreaming 9
Colors of the Canyon 10

Jim Oliphant

Sunset at the Getty Center 9

Ronald Webb

War Weary Soldier 8
A Mighty Fortress 9

Gary O'Neill

Mums 9

Phyllis Walker

Karen Tribe Woman Weaver,
Thailand 8
Thailand Woman 9

Dean Lawrence

Golden Eagle Landing
Approach 8
Sunrise at Mono Lake #2 9
Flying Pelican #2 9

Jonathan Rollins

Elephant Wall Cambodia 9
Brice Canyon #2 9
Arches #15 10

Jane Kardashian

The Green Door 9
Devils Grotto 9
Welcoming Store Front 9

John Greening

Morning Sun on Moro Rock 8
Trim Castle, Ireland 9
25 Degrees Last Night 9

Anne Marie Bedard

Despair 9
Anxious and Worried 8

Elizabeth Bedard

Faint Sunset through Snowy
Trees 8

Harris Hays

Beyond the Door 8
Bavarian Master Wood
Carver 9

* Print of the Night

Fresno Camera Club January Meeting Recap

The January meeting was called to order by **Pat Rhames** at 7:00 p.m. **Pat** expressed his thanks to **Loye** for all his service to the club over the last three years. **Loye** came up to the podium and offered some words of transition and then handed out the year end awards. He announced the President's Award was a plaque given to **Lee Cates** for her dedication to the club.

Pat announced in order to get the Membership Directories out timely, the last date to pay your renewal will be the February 18th meeting. **Loye** volunteered to be our program night and field trip chairman. Please forward any suggestions you may have to him. **Pat** announced that in order to help educate our members, he would like the top image makers from each month to share the process they went through to create the final image. (see below pages 7 and 8)

David Hunter has taken on the task of scheduling judges and has 7 or 8 that he has contacted interested in judging for us, the dates just need to be scheduled. **Shelley** announced she needs signups for goodies. List will be on the back table. New digital sizes will be 1400x1050, 1 MB maximum.



Lee announced that she, **John Greening** and **Ron Webb** were getting the 2014 PSA Youth Showcase going. **Shirley** announced the 2014 SJV International judging will be the first weekend in April. Everyone should come to the judging. Images are due in March. (see below for more information)

Guests:

Steve Farris, Fresno, David Hunter's father-in-law
Monique O'Dell, from Visalia, who joined
Paul Smiley, Fresno, who joined and his wife Beth
Shirley Ward, F.P.S.A., E.P.S.A., Madera, who judged
Print Competition

New Members

O'Dell, Monique **2014**

4114 W Cherry Avenue
Visalia, CA 93277
Cell: 702-468-1892
moprophoto@yahoo.com

Smiley, Paul **2014**

2253 Roberts Avenue
Clovis, CA 93611
Home: 559-298-9150
Cell: 559-250-7844
FAX: 559-298-9150
paulsmileycdt@sbcglobal.net



San Joaquin Valley International

Closing date is March 29. with the judging set for Sat. April 5, Color, and Sunday April 6 for Nature at the Social Services Building at the corner of E. Yosemite and Vineyard. Two judges will come from the San Diego area and the other four are local. This is a great chance to see images from all over the world, last year we had entries from 41 countries.

Entry Information [Click Here](#) or visit SJVCCC.org

About our Judges

Shirley Ward, FPSA, EPSA—January Judge



(from the PSA Website)

Shirley's interest in photography began in the late 1940's while she was still in high school, taking mostly family photos with a Brownie black and white camera. Her love affair with color photography began in 1952 with her

first 35 mm slide camera, an Argus C3 with a fixed lens. She still has that camera and the original Bell and Howell slide projector purchased the following year. Over the next 50+ years several other slide cameras were used until she was forced to go digital in 2007 due to the decline of slide film and lack of the processing labs. In doing so, she discovered a whole new "creative" world with Photoshop

Shirley joined the Madera Camera Club in 1978 and, by taking the judges' advice, her photography has improved to the point that she now has over 1,400 acceptances in the PSA International Exhibitions in several divisions. She received her APSA in 2001, PPSA in 2004, FPSA in 2007, and EPSA in 2011.

She joined PSA in 1986 and has held positions in the Color Projected Image Division (CPID) including Secretary, News Editor, Portrait, and Photo Essay Contest Directors. She has been the General Chairman of the Fresno International Exhibition (now the San Joaquin Valley International Exhibition) since 2001. Shirley has given many programs and workshops at PSA Conferences and Gold Rush Chapter meetings as well as judging Color and Travel Exhibitions. She has had several articles in the *PSA Journal* including one cover. Shirley delights in judging and teaching - to im-

prove an image's composition, lighting, or using Photoshop techniques.

She enjoys putting together programs: documentaries, How To's, creative, and travel. Since retiring in 1995 she has traveled to over 30 countries in Asia, Central and South America, Africa, and Europe. Her main interest in travel is photographing the peoples of that country and how they live and work. But, it is the creative ability in Photoshop that really fires up her imagination... taking an ordinary subject and turning it into an entirely different image.

Gary Kazanjian—February Judge

Gary Kazanjian has been a photojournalist in the central valley for the past 25 years. He shoots regularly for the Fresno Bee, the Associated Press and various other publications, which include; the Wall Street Journal, USA Today, Washington Post, LA Times and the NY Times. He graduated as the top photo student from Fresno State. Gary has also been teaching photography at the College of Sequoias for the past 23 years, and was teaching at Fresno State for a span of 4 years in the mid 2000's.

Craig Kohlruss—March Judge

Craig Kohlruss is a newspaper photojournalist with The Fresno Bee where he has been on staff since 1999. Prior to that he worked at the (Marysville, CA) Appeal-Democrat where he held the position of staff photographer and later chief photographer. Before starting his newspaper career, Craig graduated with a journalism degree from San Jose State University in 1988.

About the Image of the Month

This subject, an old abandoned barn, silo and outbuilding is located near Culpeper, VA, along US Route 29. On a visit to my eldest son's home, there, in 2012 I saw the subject from the highway. I find that I am always examining the landscape in my travels, looking for interesting things to shoot, probably like all of you. I seem to be attracted to interesting old buildings, particularly barns. This image, and several others from that trip, has remained in my "needs to be processed" folder until just recently.


I was attracted to the unusual architecture of the buildings, the texture/colors of the surfaces and the vegetation that had overgrown the walls. I decided to go back and shoot it and did so a few days later when we had a stormy sky.

As I normally do, I shot tons of frames from all different angles and distances. I almost always shoot a scene in bursts and I took 3 successive frames of this shot. I was not bracketing, however, because, at the time, I was not doing any HTR processing. I had not acquired the software or the skill to do that, yet.

My biggest consideration was composition. I wanted to get the silo, the barn and an adjacent outbuilding in the frame. I shot them from many different angles and from all four corners. This composition forms a diagonal line from left to right and the three buildings balance each other. What I saw was the foreground created by the texture, color and interest of the mown vegetation of the field, the subject, and then a background of a dark and moody sky. Although the foreboding sky was a beautiful background, the position of the sun behind the clouds created a hot spot directly above the barn.

Now for the techie stuff:

The camera was a Nikon D700 with a Nikkor 24-70



f/2.8 mounted; aperture was f/22, shutter speed 1/640, ISO 1600, manual exposure, matrix metering, single focus point, auto white balance.

The small aperture was used so that I could get everything in focus, front to back. I focused the lens about 1/3 the way into the frame (actual focus point is the leading corner of the barn) and used a tripod.


My post process included the following steps. My biggest problem was saving the hot spot created by the Sun, behind the clouds. In fact, I failed to do that in my first attempt at a print. It looked acceptable, on screen, but when it was printed, the "spot" was blown out making the print unacceptable.

It is fortunate that I had three frames of the same image. I took each into Capture NX2 and reduced exposure by 2 stops in one, left the second as shot and increased exposure of the third by 2 stops. Because I had since acquired Nik's HDR Efex Pro 2, I brought all three images into that plug in and rendered it as an HDR image, first. I also used it to darken down the sky, more, and to add exposure to the buildings.


I brought the HDR image into Nik's Color Efex Pro 4 and added contrast using several filters. (As you've probably observed, I like to make dark,

Continued on Page 16

Welcome to City Hall By Art Serabian




“Welcome to City Hall” is a composite made of a selection mirrored four times. Fresno City Hall is one of my favorite downtown subjects, with its futuristic look and aggressive lines it is a good candidate for architectural pictures from almost any angle. The foundation for “Welcome to City Hall” was a selection from an image of the north entry stairs of the building. Below are the steps I took, using Photoshop layers, to create the final




Original Source Image

I started by copying the selection (shown in red) from the original source image and pasting it into a new document. This image became “1,” the foundation layer for the sequence shown in “Final Composite.” I copied layer “1”, pasted it as layer “2” then flipped it horizontally. Next, I copied layer “2” then pasted it as layer “3” then I copied layer “3”, pasted it as layer “4,” and flipped it horizontally. Once the layers were aligned and “flattened,” the edges blended perfectly. There you have it - Welcome to City Hall.




New Document (Becomes Composite)



Final Composite

Notes:

- 1) I made the composite image using Photoshop CS, but you can also use Photoshop Elements to accomplish the same effect.
- 2) The new blank document needs to be large enough to accommodate four selections.
- 3) I took the original source image on a fall morning with a moderate wide-angle (40mm) lens, and tripod mounted camera with settings: Auto WB, ISO 200, f/8, and 1/350s.






Yosemite Chapel by Dee Humphrey

This shot was taken in 2012 with a Canon Mark 3, 25-104 lens, f10, early morning.



Arches #15 by Jonathan Rollins

Taken about 3 years ago at Arches National Park. Camera was Nikon D2X, setting of F11 on a Tripod





2014 FCC Board of Directors

Jonathan Rollins, Gary Stewart, Rosemary Aguinaldo, Patrick Rhames, Loye Stone, Dee Humphrey, David Hunter, Elizabeth Bedard and Harris Hays
(missing: Dennis Montejano, Jim Wulf, and Jane Kardashian)

"When the archer misses the mark, he turns and looks for the fault within himself. Failure to hit the bull's eye is never the fault of the target. To improve your aim - IMPROVE YOURSELF"

Gilbert Arland on self-improvement



Fresno Camera Club would like to thank Fotech for supporting our members and offering FCC members a 20% Discount on all services provided.



Upcoming Workshops in California

The Yosemite Conservancy has several workshops available during 2014:

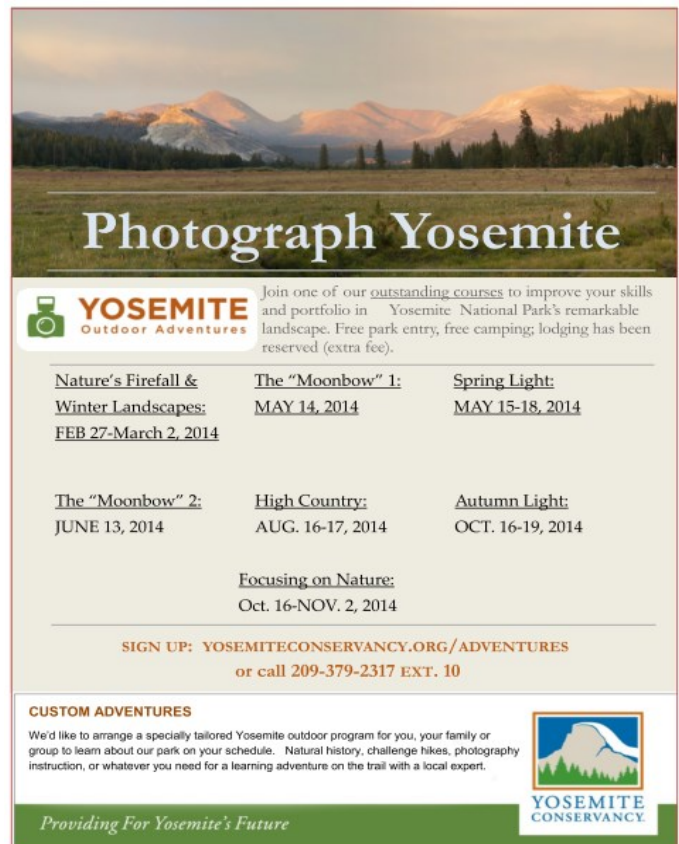
<http://www.yosemiteconservancystore.com/cat-234-1-44/photography-workshops.htm>

Shooting the West XXVI visit <http://www.shootingthewest.org/> for more information

Photography with an Architectural Attitude with Richard Hulbert, February 4th <http://www.meetup.com/SF-Bay-Area-Photographers-Explorers/events/159224662/?a=ea1grp&rv=ea1&af=159224662&af=event>

Bald Eagles, Migrating Birds & Wildlife Workshop in Klamath Reserve. <http://www.meetup.com/Bay-Area-Photography-Events/events/156001692/>

Death Valley Photo Workshop <http://www.meetup.com/Bay-Area-Photography-Events/events/150732002/>



Photograph Yosemite

YOSEMITE Outdoor Adventures

Join one of our outstanding courses to improve your skills and portfolio in Yosemite National Park's remarkable landscape. Free park entry, free camping; lodging has been reserved (extra fee).

<u>Nature's Firefall & Winter Landscapes:</u> FEB 27-March 2, 2014	<u>The "Moonbow" 1:</u> MAY 14, 2014	<u>Spring Light:</u> MAY 15-18, 2014
<u>The "Moonbow" 2:</u> JUNE 13, 2014	<u>High Country:</u> AUG. 16-17, 2014	<u>Autumn Light:</u> OCT. 16-19, 2014

Focusing on Nature:
Oct. 16-NOV. 2, 2014

SIGN UP: YOSEMITECONSERVANCY.ORG/ADVENTURES
or call 209-379-2317 EXT. 10

CUSTOM ADVENTURES
We'd like to arrange a specially tailored Yosemite outdoor program for you, your family or group to learn about our park on your schedule. Natural history, challenge hikes, photography instruction, or whatever you need for a learning adventure on the trail with a local expert.

Providing For Yosemite's Future




Image © Tom Bol

Shooting the West XXVI

March 4-9, 2014

Winnemucca Convention Center

Featuring keynote by **Mark Turney**, *Re-establishing our Passion Through A Study of Little Known Photographs & Photographers That Changed The World*

- Kaitlin Godbey/Chris Rose - Photography and Social Media
- Mark Turney/Andrew Farewell - Taking Your Images from Good to Wow
- Doug Keister - Heart-Land: Growing Up in the Middle Of Everything
- Juanita Westbrook - Chautauqua Presentation: Elizabeth "Bessie" Coleman: American Aviator

...and many more.

Shooting the West is a photography symposium with distinguished presenters in many different photographic fields. Throw in workshops, participant shows, juried contests, vendors like Manfrotto and Canon, portfolio reviews, great Basque food and lots of Winnemucca style fun... and you have a pretty good idea what it's all about.

View the [schedule](#), [workshops](#) and [register](#) for this great event!

For more information please contact us or call (877) 623-3501.

San Joaquin Valley Camera Club Council - SJVCCC



The business meeting for the SJVCCC was held at Marie Calendars on January 12th at Marie Callender's Restaurant

Here are a few odds and ends that have come up since the Board meeting, plus a couple of reminders.

1. Deadline for digitals is Sunday, February 2nd. Enter them with the new pixel dimensions of 1400x1050. Maximum file size is still 1MB.
2. If your club newsletter is not being sent to Herb, please ask the editor to do so. Herb would like to include some of the clubs' activities in the Flash.
3. If they are not already aware of it, please notify any of your club members who either moved up or down a class.
4. Sam has been providing entry forms. But since we asked to have a stack available each month, larger numbers have been taken than are being used. Please ask your participants to only keep a reasonable number of forms.
6. The 'Shooting the West' schedule for March 9-14 in Winnemucca, NV has been released. Their website is www.shootingthewest.org
7. Jennifer was unable to find the paperwork about who determines if an image should be disqualified. We will deal with that at the Feb. Council meeting.





8. On the following pages are the latest version of the Judging Guidelines. Though we do not expect the judges to remember all the details of the individual scoring numbers, hopefully the scoring range will be broadened a bit. The judges will be given the Guidelines before they arrive, hopefully.

John Greening



SJVCCC Scoring Guidelines

SJVCC HOPES THAT JUDGES WILL:

- Strive to not unduly favor or penalize images based upon their subject matter, the specific technique used, the difficulty of the shot, or a knowledge of the maker or the club from which the image comes. Please do not comment to or about the maker when stating your score.
 - Apply scores consistently so that all images given a certain score can be expected to be of comparable quality no matter in which class they are, or what technique was used to produce the image.
 - Base the score on the merit of that particular image rather than those that surround it, those you have taken, or those you have seen before.
 - Be willing to reward creativity along with technical excellence.
 - Use the scoring range three (3) to ten (10) to effectively differentiate both digital and print images.
- ◇ 7 pts. - A very good image, but it falls short of being an excellent image.
 - ◇ 6 pts. - A technically satisfactory image, but lacking in impact, interest, and/or strength of composition.
 - ◇ 5 pts. - An undistinguished, unmemorable image with major faults. It shows lots of room for improvement.
 - ◇ 4 pts. - An image that lacks interest and good photographic presentation.
 - ◇ 3 pts. - An image that fails to meet the requirements of the Division in which it is entered. The Division Chair will provide guidance if you have questions as to whether or not the image meets these requirements.

Guidelines for Individual Scores:

- ◇ 10 pts. - A flawless, memorable image having significant impact. The judge should not be able to find anything to negatively critique in the image.
 - ◇ 9 pts. - An outstanding image without flaws, but it may lack strong impact.
 - ◇ 8 pts. - An excellent image, demonstrating strong photographic technique, but exhibiting minor compositional or technical flaws.
- Please note that the practice of resubmitting images that have been given a “7” is no longer allowed. The image should be judged as it is without consideration of future showing(s).

SJVCCC DIVISION DEFINITIONS

Pictorial Anything goes as long as all images are your own!

Nature “Nature photography is restricted to the use of the photographic process to depict observations from all branches of natural history, except anthropology and archeology, in such a fashion that a well informed person will be able to identify the subject material and to certify as to its honest presentation. **The story telling value of a photograph must be weighed more than the pictorial quality.** Human elements shall not be present, except on the rare occasion where those human elements enhance the nature story. The presence of scientific bands on wild animals is acceptable.

Photographs of artificially produced hybrid plants or animals, mounted specimens, or obviously set arrangements, are ineligible, as is any form of manipulation, manual or digital, that alters the truth of the photographic statement.”

No element may be moved, cloned, added, deleted, rearranged or combined. No manipulation or modification is permitted except resizing, cropping, selective lightening or darkening, and restoration of original color of the scene. No special effects filters can be applied. Any sharpening must appear natural. **(The presence of domesticated plants or animals, and the ‘hand of man’ disqualifies an image.)**

Travel It is an image that expresses the feeling of a time and place, portrays a land, its people, or a culture in its natural state, and has no geographical limitations.

No element may be moved, cloned, added, deleted, rearranged or combined. No manipulation or modification is permitted except resizing, cropping, selective lightening or darkening, and restoration of original color of the scene. No special effects filters can be applied. Any sharpening must appear natural.

Photo-Journalism Photojournalism images shall consist of pictures or sequences with informative content and emotional impact, including human interest, documentary and spot news. **The journalistic value of the photograph shall be considered over pictorial quality.** In the interest of credibility, photographs which misrepresent the truth, such as manipulation to alter the subject matter, or situations which are set up for the purpose of photography, are unacceptable in Photojournalism.

No element may be moved, cloned, added, deleted, rearranged or combined. No manipulation or modification is permitted except resizing, cropping, selective lightening or darkening, and resto-

ration of original color of the scene. No special effects filters can be applied. Any sharpening must appear natural. **(No set-ups that are not news events are allowed.)**

PRINTS

Color Prints are photographed by the maker and printed by the maker either in the dark room, using the maker’s computer and printer or by a commercial lab.


Monochrome prints are those where (1) a black and white work goes from very dark grey (black) to very clear gray (white) with various shades of gray, and/or (2) a monochrome worked, toned, partially or entirely in a single color.

Horsetail Falls Field Trip February 16th

If we have more rain, a trip to Yosemite is planned for February 16th. More information to follow.

Tips on shooting
[Click Here](#)


More information to follow via email, the website



Horsetail Falls
by Loyal Stone



Gold Rush Chapter Meeting, Sunday, March 30, 2014
Crowne Plaza Sacramento Northeast, 5321 Date Avenue
(I-80 at Madison Ave.) Sacramento, CA



08:30....Registration Opens - Visitors Are Welcome
09:00....Welcome and Announcements by Rod Bradford, Chairman
09:15...."Travels with Sande to Prague, Down the Danube, and Turkey" by Sande Parker
10:00....Break
10:15...."Gold Rush International Exhibition" by Sam Shaw, FPSA, MPSA
11:40...."Print Evaluations"
12:00....Lunch - to purchase a lunch contact John Pitt at email: JohnPitt305@comcast.net
13:00...."San Joaquin International Exhibition"
13:45....Break
14:00...."A Ten Year Photo Odyssey of the Pacific Crest Trail" by Charlie Willard

President's Desk Continued:

Well, I got to thinking about this because I have always labored under the impression that we alternated prints/digitals, month to month with the exception of October because of the Fair. So I called Loye. He was as surprised as I was.

Soooo... I finally called Jim to find out the source of the schedule and that's when he revealed that he had asked a question, not asserted a statement.

I'll learn to listen a little closer from here on out.

Officially, February's competition is of digital images. Don't forget that the images are to be submitted in a new larger dimensional format; 1400 x 1050.

See y'all then.

P. W. Rhames

President FCC

About the Image of the Month Continued:

"contrasty", "edgy" images). I still had a touch of "blowout" problem with the clouds in front of the Sun, so I added a touch of grain to that location to provide detail.

I then sharpened the image in Nik's Sharpener Pro 3 and, finally, cleaned up the image using PhotoShop CC. The resulting print was dramatically improved and the guys at Fotech of Fresno did another miraculous job of pulling my bacon out of the fire.

I know that this dissertation is long winded, but I believe that providing too much information is less evil than providing too little. For anyone interested in more detail on any of this, particularly the Nik filters I used, email me and I will gladly share that info with you.



Southern California Roundup Chapter of PSA

Save the date, **Saturday, April 26, 2014**, for a fun-filled and inspiring photography event that is free for PSA members. **George Lepp** and **Robert OToole** will be the featured speakers. The day will also include an opportunity to: take a photo Walk-About around the historic Mission Inn, sell your used cameras and lenses, checkout some of the latest cameras and lenses, purchase and have autographed George Lepp's books, signup for Robert OToole's newsletter, and socialize with photo friends from the southwestern area.

Online registration is required and is available now. You need to be a PSA member for your membership to be confirmed. Signup for the Friday photo Walk-About will be on a first-come, first-served basis. For Saturday night names will be drawn from a pool of those signing up the Walk-About. Registrants will receive a badge lanyard on the morning of the event to be worn for admission.

This event will be held at the California Baptist University in Riverside, CA. If this is a lengthy drive for you, consider carpooling, staying at a motel Friday or Saturday night, and participating in the sunset photo Walk-About or area activities (e.g., explore the California Museum of Photography, tour the Mission Inn).

For the event schedule, links to the speakers web sites, tips for selling your equipment, location directions and maps, a list of area activities, and the online registration checkout the [PSA Roundup Chapter website](#).

I look forward to seeing you on April 26,
Joanne Stolte, FPSA, MPSA
Chair, Southern California Roundup Chapter of PSA
Email: socalchapterpsa@pcms-photo.org

If You Love Photography— You Belong in PSA

Why not make becoming a PSA member one of your New Year's Resolutions, if you are not already a member? And if you are already a member of PSA, have you participated in these benefits?

- Access to My PSA website services (e.g. Image Evaluation, Mentors, Consultants, resource links)
- Free online Individualized Photography Course, Advanced Photography Course, and Image Analysis Course.
- Publication of photos on the PSA website, e.g. a photo in the New Member Gallery on joining, and in the Show Your Stuff Gallery on renewing for year two.
- Creation of a personal Member Gallery on the PSA website for posting up to twenty (20) images.
- Opportunity to earn PSA Star Ratings and Recognition of Photographic Achievement with PSA Distinctions for Proficiency (PPSA), Excellence (EPSA), Master (MPSA), and Grand Master (GMPSA). We have several members in the club who already have earned Star Ratings.

Visit the PSA website for membership application:
www.psa-photo.org>membership>membership

Lee Cates, FPSA



2014 Conference in Albuquerque



If you are **not** registered for the PSA 2014 Conference in Albuquerque, please note the following **urgent** information:

PSA has contracted with the Albuquerque Marriott for rooms during the Conference, Saturday, September 27th through Friday, October 3rd, at the nightly rate of \$99. This rate is for PSA Conference registrants only.

The Marriott graciously extended the \$99/night rate for a limited number of rooms for the nights following the Conference, to allow Conference registrants to attend the annual Albuquerque Balloon Fiesta beginning Saturday, October 4th.



Due to extremely high demand, the extended \$99/night rates during the fiesta are sold out!

If you wish to attend the Conference AND stay for the fiesta, you must now make your Conference **reservations with the Marriott by phone at [1\(800\)228-9290](tel:18002289290)**. Tell them you are reserving rooms for the PSA Conference. You can still get the \$99/night rate for the Conference. If you wish to reserve rooms before Saturday, September 27th or after October 3rd, the rate has increased to *\$180/night*.

If you have already made your reservation for the Conference and for days before or after at the \$99 rate, you need not do anything further.

Thank you!

Jerry Hug
Public Relations Vice President
Photographic Society of America
Email: PRVP@psa-photo.org

Fresno Camera Club 2014 Officers and Board

President	Patrick Rhames Pat.Rhames@gmail.com
Vice President	David Hunter dvdhnr@gmail.com
Secretary	Elizabeth Bedard elizabeth@bedardcontrols.com
Treasurer	Rosemary Aguinaldo nrustygirl4@aol.com
Past President	Loye Stone

Directors

Harris Hays, Dee Humphrey, Jane Kardashian
Dennis Montejano, Jonathan Rollins, Gary Stewart

Chairs

Digital Chairman	Dennis Montejano dmonte012@yahoo.com
Print Chairman	Jim Wulf wulfman46@hotmail.com
Hospitality	Shelley Stone Shelleymaxine@yahoo.com
Sound Equipment	Michael Smith myleicas@earthlink.net
Membership Chair Council/PSA Rep Assistant CSMD	Lee Cates, FPSA Lee Cates, FPSA Lee Cates, FPSA leecatesphoto@gmail.com
Highlights Editor Webmaster	Elizabeth Bedard elizabeth@bedardcontrols.com

Contribute to the Websites!

Check out www.fresnocameraclub.org Email **Elizabeth** if you have any articles for the Fresno Camera Club website.

Craig J. Hadfield is webmaster of www.sjvccc.org. and he would like to have your interesting articles to post on the website, email him at bcard@bobsbunker.net.

“Highlights” Submission

Do you have an article you would like published in an issue of “Highlights”? Do you have a suggestion for something you would like to see in “Highlights”? If you do, feel free to contact **Elizabeth Bedard** at elizabeth@bedardcontrols.com.

Submissions for inclusion in the next month’s “Highlights” should be received by the 15th of the previous month to insure inclusion in the next issue. This includes change of address, etc. All constructive criticism and corrections are welcome

“Highlights” is the monthly newsletter of the Fresno Camera Club. It is published for members of the club and anyone interested in photography.

It is distributed to members by email in a PDF format. Printed copies are mailed to those who do not have email or who request it. A number of printed black and white copies are available at club meetings.

Back issues of “Highlights” may be found on the Fresno Camera Club website at www.fresnocameraclub.org.

All contents are copyrighted unless otherwise indicated. Please contact the editor for permission to reproduce any articles within this publication.



127 W Trenton Avenue
Clovis, CA 93619



Fresno Camera Club Membership for January 1 – December 31, 2014

The completed form below, together with your check/cash, will pay your dues for the year 2014 and/or renew your membership. Remember FOTECH gives a 20% discount on developing and printing to members of the FCC.

Single: \$30 Family: \$45 Full time student \$15

Name: _____ PSA Member Yes No

Address: _____

Street Address / Apartment

City

State

Zip

Home Phone: _____ Cell Phone: _____ Fax: _____

Email: _____

Make checks payable to: **Fresno Camera Club**

Mail to: Rosemary Aguinaldo, 2229 N. Arthur Avenue, Fresno, CA 93705 Phone Number: 233-5350 Email: nrustygirl4@aol.com

New Membership Renewal Amount Paid \$ _____ Cash Check # _____