



Since 1891

# Fresno Camera Club



Volume 60, Issue 3

March 2017



*Amazing Architecture by Dee Humphrey*

## Inside This Edition

Calendar of Events..... 2	Top 4 Images ..... 8-11	SJVCCC..... 20
Presidents Desk ..... 3	Many Textures of Death Valley 12-15	SJV International ..... 20
Meeting Recap..... 4	Items For Sale & Free ..... 16	Meeting Schedule ..... 21
Digital Chairman’s Report..... 5	Online Photoshop Training..... 16	PSA Information ..... 21
Digital Competition Result..... 6	Sizing Images ..... 17	2017 Officers..... 22
2017 Digital Totals ..... 7	Birds of Equator Trip ..... 18	Sweatshirts for Sale ..... 23
	Upcoming Events & Workshops .... 19	Membership Form ..... 23

# Fresno Camera Club—March Highlights

## Meetings for March

March Program Night—March 14th at 7 p.m.  
Digital Image Entry along with Photoshop Help

Horn Photo Education Center  
230 W. Fallbrook Avenue #105 in Fresno

## **Monthly Meeting**

March 21st at 7:00 p.m.  
Print Competition, bring your images by 6:45 pm

550 E. Shaw Avenue in Fresno

## **Dinner before the meeting:**

At the Spaghetti Factory, 1610 E. Shaw Avenue in Fresno before the monthly FCC meeting at 5 p.m. We will be done in time for the meeting.

FCC—Fresno Camera Club  
SJVCCC— San Joaquin Valley Camera Club Council

## Upcoming Dates:

March 3 SJVCCC Digitals Due  
March 12 SJVCCC Meeting  
March 14 Program Night  
March 21 FCC Meeting  
March 25 SJVIE Entries Due—See Page 20  
April 1-2 SJVIE Judging in Madera

## Meeting Location:

University California Center  
550 E. Shaw Avenue in Fresno

Don't forget, dinner at the Spaghetti Factory, 1610 E. Shaw Avenue in Fresno before the monthly FCC meeting at 5 p.m. We will be done in time for the meeting.

# March 2017

Sun	Mon	Tue	Wed	Thu	Fri	Sat
			1	2	3 SJVCCC Digitals Due	4
5	6	7	8	9	10	11
12 SJVCCC Meeting 10 a.m.	13	14 Program Night 7 p.m.	15	16	17 	18
19	20	21 Monthly Meeting 7 p.m.	22	23	24	25 SJVIE Entries Due
26	27	28	29	30	31 SJVCCC Digitals Due	1 SJV Interna- tional

## Fresno Camera Club—March Highlights

---



Hello All,

I hope everyone survived all the cold weather and rain that we have had. It is certainly nice to see all the yards green again.

Well Loye, Shelley and I went on a great winter adventure. Started off on our usual route to Yellowstone up Hwy 99. Our first delay, flooded

roads. Second delay detour around Reno due to mud slides. Third detour, the road to Pocatello Idaho was completely washed out and had to drive to Salt Lake City to head north.

After 18 hours of driving 960 miles we stopped to get a few hours of sleep and finish the trek the next day. Only 5 hours to the North gate of Yellowstone. It was wonderful. Lots of Bison, Elk, Coyote, and of course lots of snow.

Then off to the West Gate for an all day snow cat tour of inside Yellowstone. Much fun. Old Faithful went off on time and was a sight to behold in the snow. The next leg was to get to the Grand Tetons. Another awesome experience.



A couple of my favorite places to shoot were closed due to the snow but all the wildlife made it up. The road was closed to the Mormon Barns but we decided to walk in about a mile. Not my favorite thing to do but if you want to see the barns in the snow you gotta do it. I can now chalk that one off my bucket list.

Final leg, off to Bryce Canyon. We arrived late in the afternoon and decided to check out the canyon before checking in at the hotel. OMG that first sight of the snow against the rock was magnificent. We had a half blue sky with clouds and we were in heaven. Another one off the bucket list.



The high temperature was 37°F and the lowest was -2°F. Dress warm and take lots of hand and toe warmers.

Would we do it again? Yes we would, it was truly worth the few obstacles we encountered.

I hope all of you had a warm and dry winter. Now Spring is on the way. I noticed that the trees are starting bloom. I'm sure that the wildflowers should be great this year. Get out there and start shooting.

Mov'n On

Dee



# Fresno Camera Club—March Highlights

---

## February Meeting Recap

Judge: Shirley Ward, FPSA, EPSA

Guest: Mike Ballen

**John Crawford** called the meeting to order. He mentioned **Craig Hadfield** would be holding Program Night in March. **Craig** announced he would be doing a workshop on sizing images for digital competitions. He also asked the group what they would like to learn. He will also give some Photoshop instruction as well.

**Pat Rhames** told the group about the Spectrum Art Gallery. **Jonathan Rollins, Dave Youngs, Mike Smith, and Art Serabian** all belong to the gallery. **Pat** told the group that he finds beneficial learning belonging to the Gallery. They have member shows, monthly meetings when you present your work for comment/critique. Go online and visit [spectrumartgallery.org](http://spectrumartgallery.org) and see what they have and if it might interest you. If you have any questions, please see one of us.

**John** told the group he has a contact that will make the sweatshirt that he has on, personalized for \$30, if you are interested, please sign up at the back of the room.

**Larry Barman** mentioned he has a few things to give away, one of them in a projection stand. Please see him if interested.

**John** announced that the directory will be published soon, please pay your dues by the end of the month to be included. If you are not a member, you cannot compete.

**Carey Johnson** let the group know that the Mardi Gras parade will be in the Tower District this weekend.

Shirley Ward was introduced as our judge for the evening. Shirley is the Chairman for the San Joaquin International and told us they are currently accepting entries. Please visit [www.sjvccc.org](http://www.sjvccc.org) and click on San Joaquin International in the upper right corner to enter. Entries close March 25th. Judging will be held in Madera on April 1 and 2. Come and watch, it is a fantastic experience.

Shirley judged 60 images and selected *Amazing Architecture* by **Dee Humphrey** as digital of the night.



**John Crawford** and Shirley Ward

# Fresno Camera Club—March Highlights

---

## Digital Chairs Report – February 2017

For the first digital competition of 2017 I received images from 20 members for a total of 60 images to be judged by Shirley Ward, FPSA, EPSA of Madera Camera Club. A few members had problems with correct file name formats and correct image sizing, but all were corrected and right with little fuss.



With this winter's tremendous snow fall for Yosemite, winter scenes accounted for a good number of images. I had looked into our options and found a new competition software to utilize for the showing and scoring of the images. This new software will allow us to show the images in alphabetical order by makers name, or it can completely randomize all images so they come up in any order, for this meeting alphabetical was used.

Shirley gave good critique and evaluated the images, awarding a total of 10 scores of 10, with three different makers snagging two tens apiece. She then narrowed down the images to the top 4, awarding Picture of the Month to *Amazing Architecture*, by **Dee Humphrey**. Second place went to **Jonathan Rollins** with *Grandmother and Granddaughter*, third to **John Greening** and *Mushrooms in a Row* and finally 4<sup>th</sup> place went to **Dr Ning Lin** and *Yosemite Valley View*. Thanks go to **Anna Hadfield** for stepping in and reading out titles, makers and recording the scores as a back up to the electronic scoring.

## Craig J Hadfield

Digital Chair




**Craig Hadfield** and Shirley Ward going over the 10's

# Fresno Camera Club—March Highlights

---

<b>Ray Anderson</b>		<b>Steve Jordan</b>		Scene	9
Santa Cruz Redwoods	8	Merced River, Yosemite	8	<b>Shelley Stone</b>	
Along the Oregon Coast	9	Merced Wildlife Refuge	9	Sunrise at Totem	9
Capitola Colors	8	Merced River, Yosemite #2	9	Wind and Rain Erosion	9
				Besties Forever	9
<b>Elizabeth Bedard</b>		<b>Ning Lin</b>			
Whose Puck is it?	9	Yosemite Firefall 2017	9	<b>Ben Tyson</b>	
Brandenburg Gate, Berlin	9	Yosemite Valley View	10 4th	Sarasota Beauty	9
St. Charles Bridge, Prague	9	Grand Canyon Sunrise	10	Half a Dome	9
				Camp Followers	9
<b>Jim Coppinger</b>		<b>Bonne Polson</b>		<b>Diane Williams</b>	
Desert 5 Spot	8	Easy Rider	8	Up and Over	9
Air Brakes	9	Kings Canyon Sunset	9	Pier Reflection	9
Looking Up	9	Mirror Lake	9	Sunset Stroll	9
<b>John Greening</b>		<b>Patrick Rhames</b>		<b>Dave Youngs</b>	
Bloe Oak in Early Fall	9	Formations and Blue		Love Locks, Portland, Maine	8
Coastal Sky at Dawn	8	Shadows	9	Love Locks Mosaic	9
Mushrooms in a Row	10 3rd	Killydonnell Lilies in the Fog	9	Love Locks Abstract	10
		Eureka Sage 2	10		
<b>Anna Hadfield</b>		<b>Jonathan Rollins</b>			
Yosemite Valley Winter View	9	Burrowing Owl	9		
Refilling to Fight the French		Grandmother and			
Fire	9	Granddaughter	10 2nd		
Mission San Xavier del Bac,		Jane	9		
Tuscon, Arizona	8				
		<b>Jim Sanderson</b>			
<b>Craig Hadfield</b>		Hawkeyes	9		
Sandhills Over a Full Moon	9	Waiting for Spring	9		
The Race Track	9	The Mysterious Egyptian			
Seed Pod	9	Mask	9		
		<b>Dennis Simonson</b>			
<b>Dee Humphrey</b>		Behind Closed Doors	8		
Winter Scene	10	Three Gossips	9		
View of El Capitan	9	Exotic Trumpet	8		
Amazing Architecture	10 1st				
		<b>Loye Stone</b>			
<b>Carey Johnson</b>		Ancient Bristlecone	10		
Faire Lady	8	Nice Block	10		
Solitude	8	Three Brothers Winter			
Aerosol Art	9				



**Jonathan Rollins**



# Fresno Camera Club—March Highlights

## Digital Totals 2017

Member	February	April	June	September	November	Grand Total
Dee Humphrey	10 9 10					29
Loye Stone	10 10 9					29
Ning Lin	9 10 10					29
Jonathan Rollins	9 10 9					28
Pat Rhames	9 9 10					28
Ben Tyson	9 9 9					27
Craig Hadfield	9 9 9					27
Dave Youngs	8 9 10					27
Diane Williams	9 9 9					27
Elizabeth Bedard	9 9 9					27
Jim Sanderson	9 9 9					27
John Greening	9 8 10					27
Shelley Stone	9 9 9					27
Anna Hadfield	9 9 8					26
Bonnie Polson	8 9 9					26
Jim Coppinger	8 9 9					26
Steve Jordan	8 9 9					26
Carey Johnson	8 8 9					25
Dennis Simonson	8 9 8					25
Ray Anderson	8 9 8					25



**John Greening** telling about his image

## Fresno Camera Club—March Highlights

---



### *Amazing Architecture*

By **Dee Humphrey**

I've never heard of the Walt Disney Concert Hall before my sister and brother in law were discussing going down to the LA area to check it out. I was amazed when I saw it. I thought the brain institute in Las Vegas was jaw dropping but the concert hall took the cake. The obstacles shooting it was all the reflection from the sun. Probably better on an over cast day.  
I shot it with canon 5D mark 3. Lens was 25/105.

Go if you get the chance.



Amazing Architecture by **Dee Humphrey**



## Fresno Camera Club—March Highlights

---



Grandmother and Granddaughter

By **Jonathan Rollins**

My photo was taken several years ago. At that time I was using a Nikon D2x. The camera was 12.5 megapixel and built like a tank. This image was taken in my crowded garage using strobe lights.



Grandmother and Granddaughter by **Jonathan Rollins**

## Fresno Camera Club—March Highlights

---



Mushrooms in a Row

By **John Greening**

Some of these small mushrooms were peeking out from under the side of a small log. After rolling it onto its side I realized that there was a nice row of them. All of the recent rain has made many pieces of downed tree limbs great growth areas for fungi. To make it easier to get perpendicular the mushrooms I picked it up and set it onto a horizontal limb that was about shoulder height. Then with a 100mm macro lens on my Canon 60D I was more easily able to a depth of field that included all of them. Cropping and other post-processing adjustments were done in Lightroom with a few bright spots cloned out in Photoshop.



Mushrooms in a Row By **John Greening**

## Fresno Camera Club—March Highlights

---



Yosemite Valley View

By **Dr. Ning Lin**

This photo was taken in early January this year. It was published in the National Geographic Daily Dozen on January 24 and reached most popular level. After cross country skiing in Badger pass, we went to Yosemite valley view area. There is no any cloud in the sky when we got there. As the sun setting, cloud was moving in and turning to golden color. I used long exposure to smooth the water. Canon 1Dx ii, 16-35mm @27mm, 8 sec, f/22, ND + CPL filters.

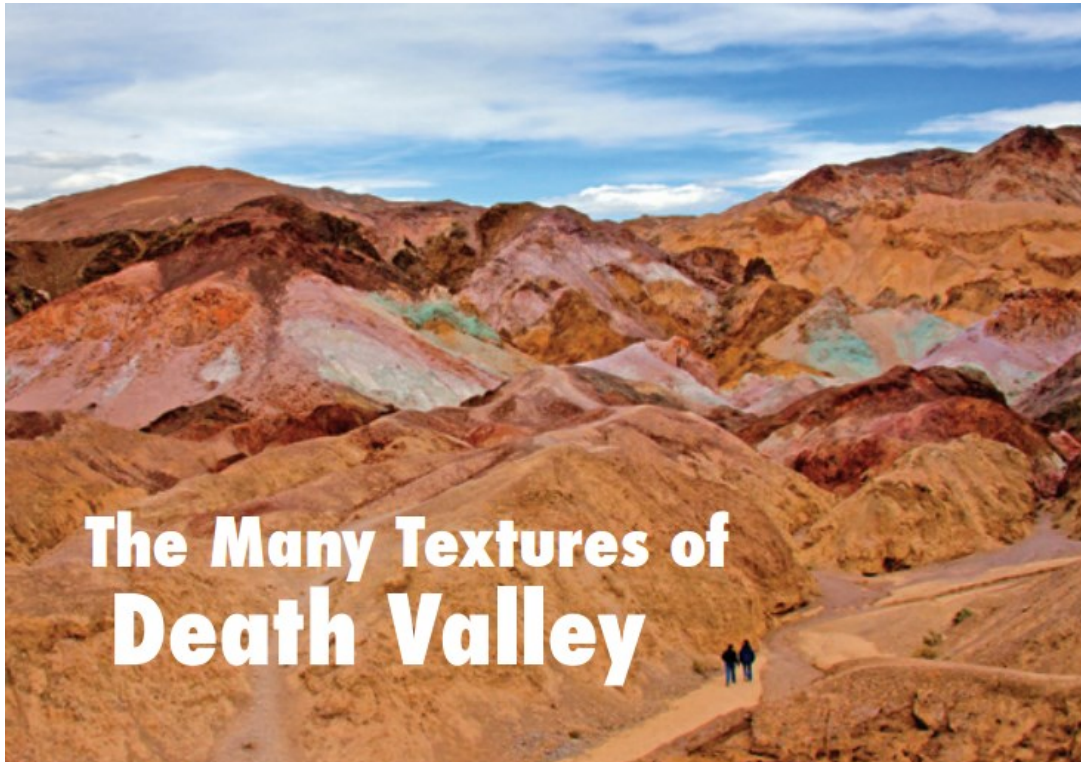


Yosemite Valley View By **Dr. Ning Lin**



## Fresno Camera Club—March Highlights

Congratulations to Loye Stone, PPSA, on his article “The Many Textures of Death Valley” published in the March PSA Journal Pages 34 to 37



Artist Palette



By Loye Stone, PPSA

Any mention of products or services in this article or anywhere else in the *PSA Journal* does not constitute an endorsement or approval of those items.

When mentioning Death Valley to someone who has never been there, the response is usually, “Who in their right mind would want to go to a place with such unbearable heat and desert desolation?” It is understandable, with what one is exposed to in the media, but apart from the 120 degree heat in the summer months, the rest of the year is quite comfortable. In my experience, November through March is the most desirable time to visit this truly remarkable area of photographic opportunities. Death Valley is located in Southeastern California between the town of Lone Pine to the west and Las Vegas, Nevada to the east. The town of Mojave is about 200 miles to the south. Highway 395, paralleling the eastern Sierra Nevada Mountains, is the most accessible route to roads that lead into Death Valley. Highway 395, with Mojave to the south and Lake Tahoe to the north is one of the most scenic drives in the western United States, and will beckon you and your camera gear.

Sand dunes are a passion of mine, whether they be rippled with texture or as smooth as a baby’s bottom. They are both mesmerizing and hypnotic. They compare to the soft and undulating forms of a nude, as they rise and swirl and are creatively sculpted by the desert winds. I always stand in the belly of these dunes prior to photographing them and just take in the

jaw-dropping wonder of the beauty and silence surrounding me.

There are no less than five areas to photograph dunes in Death Valley. Mesquite Dunes are the most photographed and the most accessible dunes in the area. One can park in the parking lot and walk twenty feet and feel the sand underfoot. This area, just two miles east of the Stovepipe Wells Resort, has restroom facilities, parking, and lots of people. People with their energized children love to run with reckless abandon all over these pristine sculptures. Driving east of this area about two or three miles, parking your vehicle just off of the road, and walking into the dunes about one mile, will reward you with the dunes of paradise awaiting your capture.

Eureka Dunes is more isolated and can be accessed by dirt road just north of Scotty’s Castle or from Highway 168 East of the town of Big Pine (You must travel on a fairly tolerable dirt or gravel road no matter which route you take). These dunes are very large in every dimension and are very photographable. Accommodations include restroom facilities (outhouses) as well as camping options.

Panamint Valley Dunes are located in Panamint Valley, about ten miles west of Death Valley. A dirt road of questionable character must be navigated to approach these dunes and a pretty good walk

## Fresno Camera Club—March Highlights

---

will be required to access them. Dumont Dunes is south of Death Valley and is very accessible from Highway 127 between the towns of Baker and Shoshone and is visible from the highway. The biggest problem for photographers is that the dunes are open for off-road vehicles and if they are present, the only shots that you will get will be photojournalism. Just northwest of Dumont Dunes is Ibex Dunes. Ibex Dunes is located about 10 miles north of Highway 127 via dirt or gravel road. These dunes are a little smaller than the others but are very photographable. **Fred Hankins, APSA**, became famous for photographing Ibex Dunes in the 1940's and 1950's.

The best time of the day for capturing some of the most amazing images that you will ever encounter is, of course, sunrise. Sunset will also give you good results. My choice for photographing the dunes is a wide-angle lens and a polarizing filter or perhaps a graduated neutral-density filter. I typically use a Canon 10 to 22mm super-wide angle zoom lens at f-16 or f-22 aperture setting. A tripod is a must and can be easily adjusted because the legs are usually buried in the sand. They can be pushed further into the sand or the tripod can be pulled out further. An interesting phenomenon occurs when facing north, south, east or west; the sand changes color. When facing south the sand may be nearly white; when facing north it may cast a more orange tone. Observing these differences might influence the personality of the image that you wish to take. Setting the tripod low and including the ripples



*Rhyolite ruins*



*Race Tracks*

*Photos © Loye Stone, PPSA*



## Fresno Camera Club—March Highlights

---



*Relics of the past*

of the dunes into the foreground, while using the wide-angle lens, will give a terrific feeling of depth in your image. Another interesting image can be achieved by using a long lens of perhaps 200mm and shooting an image that would include the dunes and the mountains beyond. This effect of compressing distant mountains and foreground dunes can be quite stunning.

Death Valley's other attractions include many canyons, vistas, and a view from Dante's Point high above the valley that is truly breathtaking. Sunsets are almost always good because of the clouds that seem to hover over the eastern Sierra Nevada mountains. Twenty Mule Team Canyon is one of my favorite spots because of the many textured hills and mountains, and the winding road that serpentine its way through the canyon. The unusual mineral deposits in the canyons, especially Artist's Palette, give color to the walls and mountain sides that one would not expect. When your images are downloaded into your favorite post-processing venue, the colors will mature into the painted desert that Death Valley truly is.

There are a few ghost towns in the area that serve up a concoction of rusty trucks, cars and mining implements, as well as decaying old buildings and outhouses from days gone by. There are plenty of opportunities to do macro photography with the abundance of old rusty machinery and tools that permeate the area.

You may have seen images of rocks or boulders that appear to have been sliding on the surface of the wet, winter desert mud. This area is a dry



*Dune ripples*



## Fresno Camera Club—March Highlights

---



*Zabriski Point*

lakebed that lies in the north west area of Death Valley and is named, "Race Track." If you are very adventurous and determined to photograph this unusual phenomenon, be prepared for a very bumpy and wash-board riddled dirt and gravel road. A four-wheel drive vehicle is recommended, as a typical passenger car could be shaken into a million pieces by the actions of the road. Hang onto your hat for about an hour and a half in, and an hour and a half out.

Wildlife is sparse, but if you are an accomplished nature photographer I'm sure that you will have no problem finding the occasional coyote, rattlesnake, roadrunner or even wild burros.

For overnight accommodations check the websites for Stovepipe Wells, Furnace Creek Ranch, and for the more sophisticated, Furnace Creek Inn. These are the only hotel/resorts in Death Valley. Camping is also available at Stovepipe Wells and Furnace Creek Ranch.

Bring all of your photography tools as there is something to photograph around every corner. If you let your imagination be your guide, exploring this truly beautiful desert will be extremely fulfilling. Give yourself plenty of time in Death Valley; the experiences and photographic opportunities are often, rewarding and never ending.



*Dune in Death Valley*

## Fresno Camera Club—March Highlights

---

Canon 7D with battery, charger  
and battery grip - \$ 550.00

Please contact Loye Stone CP 559-696-0700



---

Canon EF 70-200mm f/4L IS USM \$800.

Please contact Phil Engelskirger CP 559-269-3280

Note- Camera and lenses are in perfect condition and have never been dropped.

---

Are you into black and white photography? Excerpt from email received below:

I am downsizing and would like to give a deserving person my Beseler 4X5 black and white enlarger along with some darkroom equipment. I would like it to go to someone who is interested in black and white photography. I purchased it in LA in about 1973 and it is in fine condition. If interested, please contact Chuck at [charles@hastrupandhyde.com](mailto:charles@hastrupandhyde.com)



Horn Photo offers Fresno Camera Club members a 15% discount on film developing and photo printing (not specialty items)

---

### FREE Online Photoshop Training

Rumor has it the Fresno County Library has all the Lynda.com <https://www.lynda.com/> Photoshop training resources available online for FREE with a FREE library card. FREE is good, and if you don't have a library card, you can pick one up for FREE at any library branch in Fresno county. After filling out some paperwork (less than 10min), you will receive your FREE card and a personal access code to the Fresno County web-site and it's wide variety of on-line training. Follow the links on the library web site <http://www.fresnolibrary.org/> to learn more about at your library has to offer.

According to club member, **Trosper Parker**, this is the real deal!

## Fresno Camera Club—March Highlights

---



### Organizing Images

By **Craig Hadfield**

I'm not sure how others store their images, but for a number of years I have stored mine in folders by date, they are stored hierarchically in subfolders for year, month and day.

Recently I was trying to help my wife, Anna, sort out her images. They were stored by date the last year or two, but everything else was in folders named where she was, the camera she used, some cute name, anything really, with no logical order or way to find more recent work.

She also had phone images, Facebook images and backed up phone images mixed in. The result was 41 GB of images, with many duplicates of a lot of them (up to 6 copies of a single image).

I set about organizing them... the first couple of hours was me sorting through and culling the obvious duplicates, slow and very ineffective when the sheer number of images was considered. I started searching around the internet and came up with a couple of free programs that really sorted out the process.

The first was dupeGuru, a small utility that just pulls out duplicates based on file name, or img details. IT is free, but the current version no longer supports PC. They still make an older version available for windows and it worked just fine.

dupeGuru: <https://www.hardcoded.net/dupeguru/>

Now it was time to cull the Facebook images, I used windows search and pulled every image with either .FB. or Facebook in the file names, these were the Facebook version of images that we already had, lower resolution and compressed. I also noted that her original cell phone pictures had numerical file names, while the back ups had either "Cell phone" or "CAM" in the file names, these were eliminated in the same manner.

Now I was down to a more manageable 12408 files, but they were still clustered everywhere, no logical file order or folder structure.

This lead to more searching and I came across DIM 5 - Digital Image Mover. It was an automated program that would take a folder, search the images for exif data and then rebuild a catalog in date or, structured by year, month and day. It could actually rename the files, and the structure was user configurable. Perfect, now my OCD obsessed brain could deal with the pictures, in a nice logical order!

DIM 5 by Alan Light: <http://www.alanlight.com/dim/Dim.htm> and <http://digitalimagemover.tumblr.com/>

Mission accomplished!

Now obviously before attempting anything like this, be sure to have a backup of the entire catalog of images, just in case anything goes wrong.





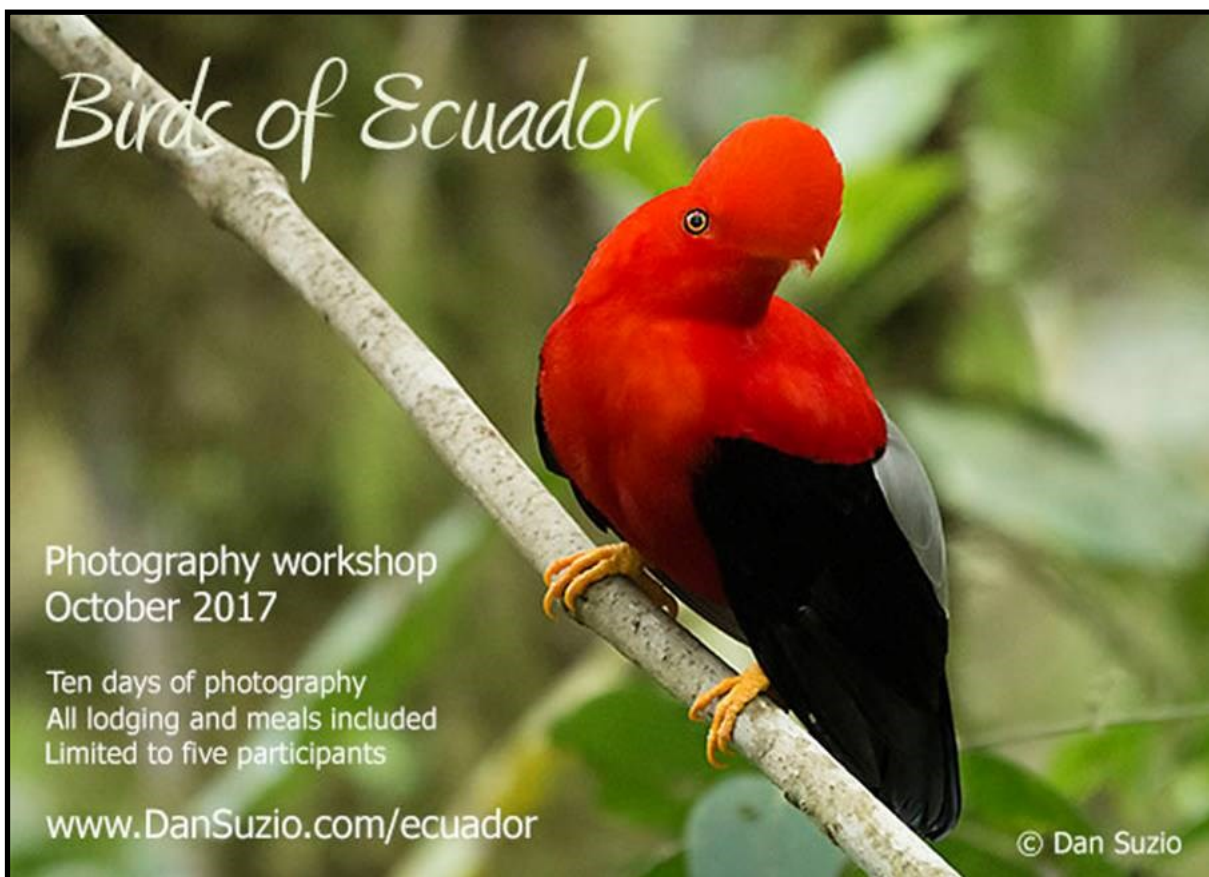
## Fresno Camera Club—March Highlights

---

### October bird photography workshop in Ecuador.

For our fifth trip to this beautiful country, I've added a few new locations along with some favorites from past tours. On each of my previous Ecuador trips, participants have photographed between 25 and 30 species of hummingbirds, more than a dozen species of tanagers, and up to five species of antpittas, shy birds that prefer to stay hidden in the rainforest. Other highlights have included trogons, quetzals, toucans, and the spectacular Andean Cock-of-the-Rock.

A complete itinerary, along with photos, species lists, prices, dates, and lots of other information can be found at [www.dansuzio.com/ecuador.html](http://www.dansuzio.com/ecuador.html)



*Birds of Ecuador*

Photography workshop  
October 2017

Ten days of photography  
All lodging and meals included  
Limited to five participants

[www.DanSuzio.com/ecuador](http://www.DanSuzio.com/ecuador)

© Dan Suzio

# Fresno Camera Club—March Highlights

---

## Upcoming Events and Workshops

Date	Class Name	Cost	Information
3/6 - 3/8	Death Valley Spring Safari	\$750	<a href="http://www.amwestphoto.com">www.amwestphoto.com</a>
3/10	So. California Bird Safari	\$200	<a href="http://www.amwestphoto.com">www.amwestphoto.com</a>
3/13	Oso Flaco Bird Safari	\$200	<a href="http://www.amwestphoto.com">www.amwestphoto.com</a>
3/14	Pinnacles Wildlife Safari	\$200	<a href="http://www.amwestphoto.com">www.amwestphoto.com</a>
3/21	Camera Essentials: Creative Controls & Exposure	\$35	<a href="http://www.hornphoto.com">www.hornphoto.com</a>
3/23	Sunset Sony Test Drive	Free	<a href="http://www.hornphoto.com">www.hornphoto.com</a>
3/25	Tehachapi Wildflowers	\$200	<a href="http://www.amwestphoto.com">www.amwestphoto.com</a>
3/25	Introductions to Flash Photography	\$49	<a href="http://www.creativedigitalworkshops.com">www.creativedigitalworkshops.com</a>
3/27	Pinnacles Wildlife Safari	\$200	<a href="http://www.amwestphoto.com">www.amwestphoto.com</a>
3/31	PSA Event Hummingbird Worksho	\$45	<a href="http://www.amwestphoto.com">www.amwestphoto.com</a>
3/31 - 4/2	Photographing the Natural Wonders of Point Reyes	\$320	<a href="http://www.enlightphoto.com/">www.enlightphoto.com/</a>
4/4	Pinnacles Wildlife Safari	\$200	<a href="http://www.amwestphoto.com">www.amwestphoto.com</a>
4/6	Camera Essentials: Creative Controls & Exposure	\$35	<a href="http://www.hornphoto.com">www.hornphoto.com</a>
4/6	Explore! Safari	\$100	<a href="http://www.amwestphoto.com">www.amwestphoto.com</a>
4/12	Monument Valley Safari	\$500	<a href="http://www.amwestphoto.com">www.amwestphoto.com</a>
4/19	Butterbredt Sprints/Kern River Safari	\$200	<a href="http://www.amwestphoto.com">www.amwestphoto.com</a>
4/30-5/2	Morongo Valley Bird Safari	\$750	<a href="http://www.amwestphoto.com">www.amwestphoto.com</a>



**Creative Digital Workshops also offers private lessons.**

Everyone has an approach of learning that works best for them. While some students like the environment of a classroom setting, we understand that other may prefer one-on-one training.

Our private lessons cover the basics, but are customized to fit your needs. Based on the results of a pre-class interview, we will design a solution that focuses on areas that you are most interested in, or where you feel you need the most help.

Private lessons typically last 4 hours. You can include up to three students in a session and we will do our best to work around your schedule.

### Prices

- 1 student 4 hours \$200/student
- 2 student 4 hours \$175/student
- 3 student 4 hours \$150/student

To make arrangements, please call  
Jonathan (559) 307-4917

## Fresno Camera Club—March Highlights

---



### San Joaquin Valley Camera Club Council - SJVCCC

The February Meeting of the San Joaquin Valley Camera Club Council was held on February 12th. Madera was the host and the Judge was Jan Lightfoot. She gave some great comments on the images.

The next meeting will be on March 12th at the Ramada at Shaw and 41. 10 a.m.

	Merits	Honors
Jonathan Rollins	8	4
Loye Stone	7	5
John Greening	5	6
Elizabeth Bedard	5	5
Patrick Rhames	4	8
Shelley Stone	4	8
Jennifer Doerrie	3	3
Art Serabian	3	1
Dee Humphrey	2	10
Anna Hadfield	1	5
Craig Hadfield	1	5
Ning Lin, MD	1	5



The San Joaquin Valley International Exhibition of Photography is open for entries. You can enter 4 images in each section, each section is \$7. The sections are:

Projected Open

Projected Creative

Nature Open

Nature Wildlife

Please visit [www.sjvccc.org/fie/](http://www.sjvccc.org/fie/) for entry form and more information on sections.

Deadline for entries is March 25th. Judging will be held in Madera on April 1st and 2nd.  
Judging location: 700 E Yosemite Avenue in Madera at the corner of Vineyard and E. Yosemite.



## Fresno Camera Club—March Highlights

---

### Fresno Camera Club 2017 Schedule of Competitions and Programs

March 14	Program Night	7 p.m.
March 21	Prints, 3 max	7 p.m.
April 11	Program Night / Digitals Due	7 p.m.
April 18	Digital, 3 Max	7 p.m.
May 9	Program Night	7 p.m.
May 16	Prints, 3 max	7 p.m.
June 13	Board Meeting	Time to be Announced
June 20	Digital, 3 max, One song slide show	7 p.m.
July 15	BBQ - Prints, 3 max *Hope Lutheran Church*	4 p.m.
August	Vacation, no activities	
September 12	Program Night / Digitals Due	7 p.m.
September 19	Digital, 3 max	7 p.m.
October 10	Board meeting	Time to be Announced
October 17	Prints, 3 max	7 p.m.
November 14	Program / Digitals Due	7 p.m.
November 21	Digitals, 3 max	7 p.m.
December 2	Digitals Due for Year End	
December 16	Year End Awards Luncheon *At the Ramada*	10 a.m.

**\*Program Night dates are tentative, check the newsletter or online to make sure Program Night is being held before going\***

# Fresno Camera Club—March Highlights

---

## PSA Information

### Are You a Member of the Photographic Society of America (PSA)?

#### "ADVANTAGES OF HAVING PSA MEMBERSHIP

PSA has a **Personalized Image Evaluation Service**. This service is especially helpful if the maker wants to have his/her skills evaluated, if the maker would like to know what constitutes an acceptable image in one of the PSA Divisions, or for previewing Images before entering them in club competition or a PSA recognized Exhibition.

PSA also has an **Image Analysis Course**, which is helpful in judging ones own photos or becoming a certified judge.

These are free services offered by PSA to members. Need a Mentor? Go to <http://psa-photo/org.php?member-education-mentor-service>

**Become a member of PSA today!**

### PSA Galleries

*PSA has several galleries on this website where members can share their photography with others.*

PSA Member Galleries - For All PSA Members Each State, Province, or Country may contain individual member galleries that showcase members' work. Individual images and bios in galleries may be updated by members as often as they would like. A list of available galleries is accessed from the left pane of this webpage, grouped according to PSA Member Area. They can also be accessed from a state/province/country and some chapter pages on the site.

Each PSA member can create a gallery of up to 6 images and a biography with a link to a personal web gallery. **Member galleries stay on the PSA site for as long as a member remains a PSA member in good standing.**

Any questions, just ask me, as I am the PSA Rep for this area.

**Lee H. Cates, FPSA**  
Assistant SMD



# Fresno Camera Club—March Highlights

## Fresno Camera Club 2017 Officers and Board

President	Dee Humphrey deeweeza@yahoo.com
Vice President Club Photographer	John Crawford crawfordxx@yahoo.com
Secretary	Elizabeth Bedard elizabeth@bedardcontrols.com
Treasurer	Rosemary Aguinaldo nrustygirl4@aol.com
Past President	Pat Rhames Pat.Rhames@gmail.com

### Directors

Harris Hays, Phyllis Walker, Phil Engelskirger  
Craig Hadfield, Jonathan Rollins, Art Serabian

### Chairs

Digital Chairman	Craig Hadfield bcard@bobsbunker.net.
Print Chairman	Paul Smiley paulsmileycdt@sbcglobal.net
Hospitality	Shelley Stone Shelleymaxine@yahoo.com
Sound Equipment	Michael Smith myleicas@earthlink.net
Membership Chair	Beth Smiley bethsmiley2002@gmail.com
Council Rep	Lee Cates, FPSA leecatesphoto@gmail.com
Highlights Editor Webmaster	Elizabeth Bedard elizabeth@bedardcontrols.com



## Contribute to the Websites!

Check out [www.fresnocameraclub.org](http://www.fresnocameraclub.org) Email **Elizabeth** if you have any articles for the Fresno Camera Club website.

**Craig J. Hadfield** is webmaster of [www.sjvccc.org](http://www.sjvccc.org), and he would like to have your interesting articles to post on the website, email him at [bcard@bobsbunker.net](mailto:bcard@bobsbunker.net).

## “Highlights” Submission

Do you have an article you would like published in an issue of “Highlights”? Do you have a suggestion for something you would like to see in “Highlights”? If you do, feel free to contact **Elizabeth Bedard** at [elizabeth@bedardcontrols.com](mailto:elizabeth@bedardcontrols.com).

Submissions for inclusion in the next month’s “Highlights” should be received by the 15<sup>th</sup> of the previous month to insure inclusion in the next issue. This includes change of address, etc. All constructive criticism and corrections are welcome

“Highlights” is the monthly newsletter of the Fresno Camera Club. It is published for members of the club and anyone interested in photography.

It is distributed to members by email in a PDF format. Printed copies are mailed to those who do not have email or who request it. A number of printed black and white copies are available at club meetings.

Back issues of “Highlights” may be found on the Fresno Camera Club website at [www.fresnocameraclub.org](http://www.fresnocameraclub.org).

All contents are copyrighted unless otherwise indicated. Please contact the editor for permission to reproduce any articles within this publication.



# Fresno Camera Club—March Highlights

---

## Sweatshirts!

If you are interested in a Fresno Camera Club Sweatshirt, please contact John Crawford at [crawfordxx@yahoo.com](mailto:crawfordxx@yahoo.com).

You can pick the color and have it personalized with your name.



---

## Fresno Camera Club Membership for January 1 – December 31, 2017

The completed form below, together with your check/cash, will pay your dues for the year 2016 and/or renew your membership. Remember Horn Photo gives a 15% discount on developing and printing to members of the FCC.

Name: \_\_\_\_\_

PSA Member  Yes  No

Address: \_\_\_\_\_

Street Address / Apartment

\_\_\_\_\_

City

State

Zip

Home Phone: \_\_\_\_\_

Cell Phone: \_\_\_\_\_

Email: \_\_\_\_\_

### DUES ARE PAID BY CALENDAR YEAR

Single: \$30  Family: \$45

Full time student \$15

### MAKE CHECKS PAYABLE TO:

FRESNO CAMERA CLUB and send to:

Rosemary Aguinaldo

2229 N Arthur Avenue

Fresno, CA 93705

New Membership  Renewal Amount Paid \$ \_\_\_\_\_  Cash  Check # \_\_\_\_\_